



THE GEORGE WASHINGTON UNIVERSITY
THE ELLIOTT SCHOOL
OF INTERNATIONAL AFFAIRS

**Elliott School of International Affairs
Graduate Student Career Development
The George Washington University**

**December 2004 -- August 2005
Graduate Employment Survey Report**

Dec 2004- Aug 2005 Graduate Employment Survey Report

	Number	Percentage		# of	% of Employed	Average
Total Graduates	279	100%	Employment by	Students		Salary Range
Responses to Survey	262	94%	Sector			
Employed	225	86%	Non-Profit	58	26%	\$35,000-\$45,000
Further Education/Retired	14	5%	Private	78	34%	\$45,000-\$55,000
Considering/Currently Looking	23	9%	Public	89	40%	\$45,000-\$55,000

Sector Breakdown			Average Salary
Non-Profit Sector	58	26%	\$35,000-\$45,000
Conflict Resolution	1	2%	Not Reported
Foundations	3	5%	\$27,000-\$37,000
Human Rights	4	7%	\$47,000-\$57,000
International Development	13	22%	\$33,000-\$43,000
Professional/Trade Associations	6	10%	\$35,000-\$45,000
Public Interest	7	12%	\$20,000-\$30,000
Research/Think Tanks	11	20%	\$40,000-\$50,000
University/Education	13	22%	\$34,000-\$44,000
Other	0	0%	N/A
			Average Salary Range
Private Sector	78	34%	\$45,000-\$55,000
Consulting	42	54%	\$44,000-\$54,000
Energy	0	0%	N/A
Environment	0	0%	N/A
Financial Services	13	17%	\$48,000-\$58,000
Health Care	0	0%	N/A
Law	3	3%	\$77,000-\$87,000
Media	4	5%	\$30,000-\$40,000
Technology	6	8%	\$52,000-\$62,000
Trade	6	8%	\$45,000-\$55,000
Other*	4	5%	\$37,000-\$47,000
*Incl. Self-Employed & Temp Agencies			
			Average Salary Range
Public Sector	89	40%	\$45,000-\$55,000
Foreign Government	7	8%	\$23,000-\$33,000
Multilateral Organizations	11	13%	\$43,000-\$53,000
State/Local Government	1	1%	\$50,000-\$60,000
U.S. Government	66	74%	\$47,000-\$57,000
U.S. Military	2	2%	\$30,000-\$40,000
U.S. Peace Corps	2	2%	Less than \$20,000
Other	0	0%	N/A

Source of Job		
		% of Respondents
New Job Since Graduation	162	78%
Returning to Previous Employer	46	22%
Total	208	100%
Specific Source of New Job		
	#	% of New Job
Co-op/ Internship	43	27%
Elliott School Career Connection	19	12%
Other Networking Opportunity	21	13%
Self	3	2%
Faculty Staff Referral	4	2%
Commercial/Corporate Website	21	13%
FSO Process	4	2%
PMF	9	6%
Employment Agency	13	8%
Research Project	1	1%
On-Campus Interviews	2	1%
Career Fair/ Opportunity Knocks	0	0%
Conference/Event	4	2%
Elliott School Alumni Referral	2	1%
Print Ads	3	2%
Other	13	8%
Totals	162	100%

Years of Work Experience Prior to Elliott School		
		% of respondents
Responses to this Question	241	100%
None	71	30%
1 to 3 Years	119	49%
4 to 6 Years	34	14%
7 to 10 Years	11	5%
11 to 15 Years	3	1%
More than 16 years	3	1%

Elliott School Graduate Student Employment Information by Degree

		Percentage	Avg Salary Range
MA	228	87%	\$41,000-\$51,000
MIPP	13	5%	\$46,000-\$56,000
MIS	3	1%	\$40,000-\$50,000
MA/MBA	12	5%	\$64,000-\$74,000
MA/MPH	3	1%	\$30,000-\$40,000
MA/JD	3	1%	\$50,000-\$60,000
Certificate Program	0	0%	N/A

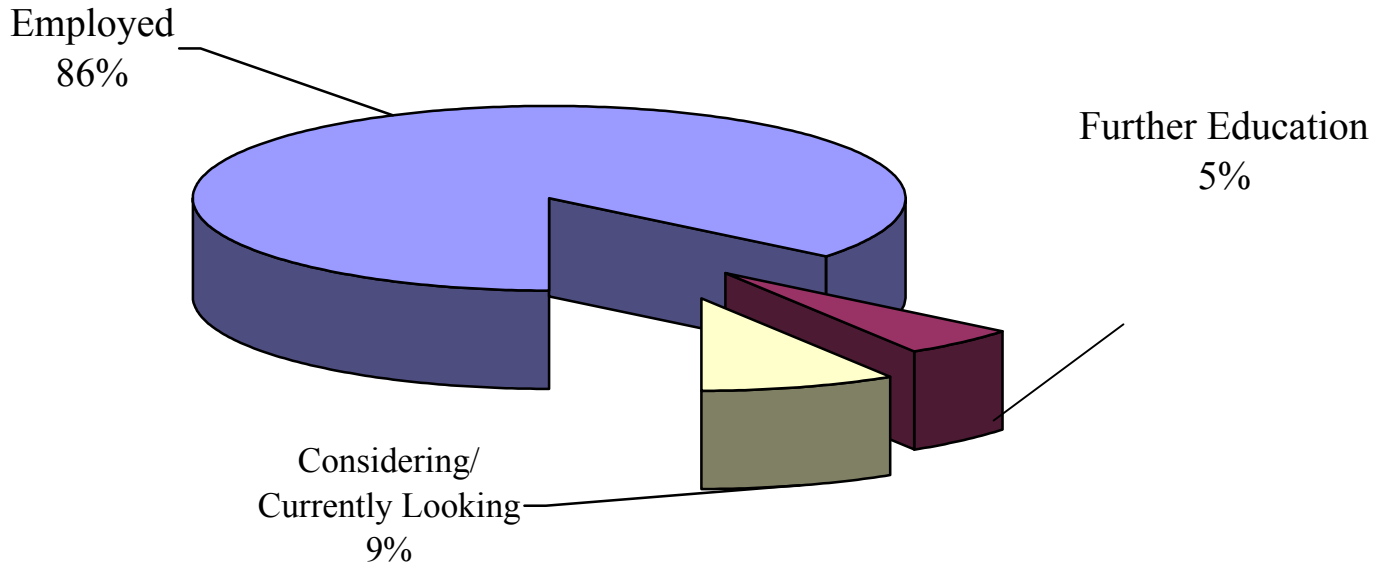
Degree Employment Data	Total	Percentage	Avg Salary Range	Degree Employment	Total	Percentage	Avg Salary Range
MA	228			MA/MPH	3		
Non-Profit	53	23%	\$33,000-\$44,000	Non-Profit	2	67%	\$30,000-\$40,000
Private	70	29%	\$44,000-\$54,000	Private	0	0%	N/A
Public	72	32%	\$44,000-\$54,000	Public	1	33%	\$30,000-\$40,000
Further Education	13	6%	N/A	Further Education	0	0%	N/A
Not Specified	0	1%	N/A	Not Specified	0	0%	N/A
Considering/Currently Looking	20	9%	N/A	Considering/Currently Looking	0	0%	N/A
Int'l Policy & Practice (MIPP)	13	Percentage	Avg Salary Range	MA/JD Program	3	Percentage	Avg Salary Range
Non-Profit	1	8%	\$30,000-\$40,000	Non-Profit	1	33%	\$50,000-\$60,000
Private	1	8%	Not Reported	Private	0	0%	N/A
Public	10	76%	\$50,000-\$60,000	Public	2	67%	\$50,000-\$60,000
Further Education	0	0%	N/A	Further Education	0	0%	N/A
Retired	0	0%	N/A	Not Specified	0	0%	N/A
Considering/Currently Looking	1	8%	N/A	Considering/Currently Looking	0	0%	N/A
MA/MBA Program	12	Percentage	Avg Salary Range	MIS	3	Percentage	Avg Salary Range
Non-Profit	0	0%	\$50,000-\$60,000	Non-Profit	1	33%	Not Reported
Private	6	50%	\$65,000-\$75,000	Private	1	33%	Not Reported
Public	3	25%	\$60,000-\$70,000	Public	1	33%	\$40,000-\$50,000
Not Specified	0	0%	N/A	Further Education	0	0%	N/A
Further Education	1	8%	N/A	Not Specified	0	0%	N/A
Considering/Currently Looking	2	17%	N/A	Considering/Currently Looking	0	0%	N/A

Elliott School Graduate Student Employment Information by program

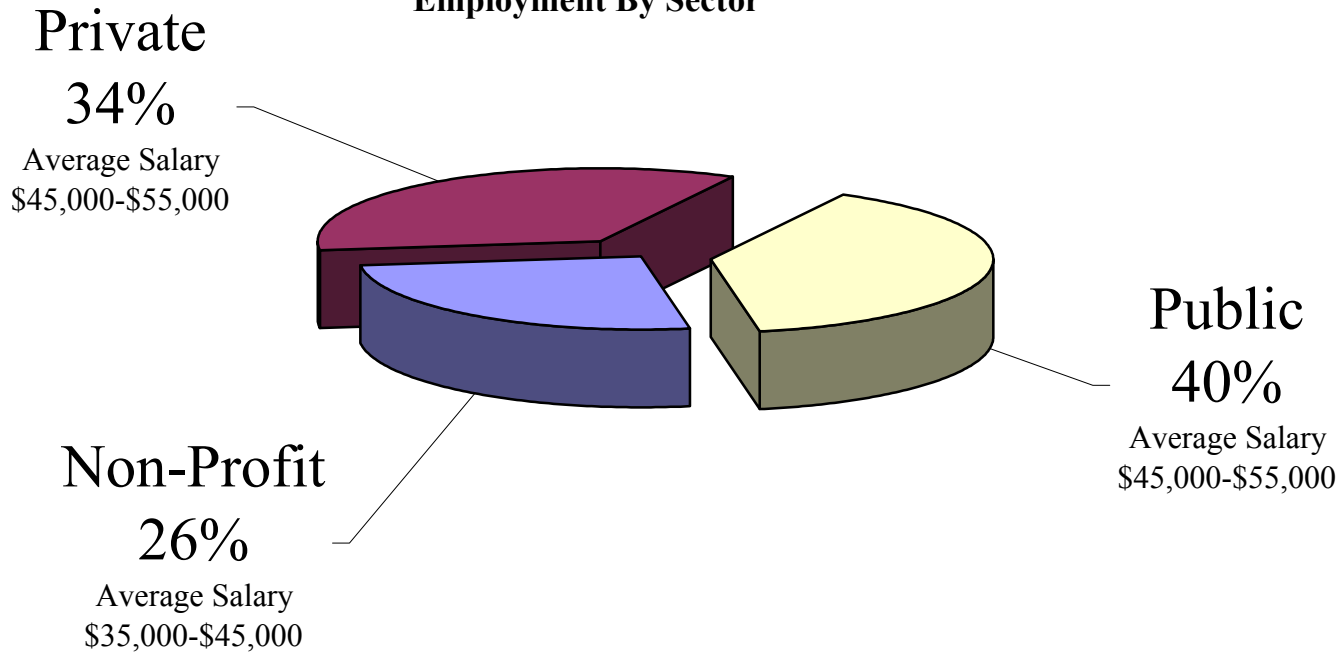
259 Survey Respondents

Program	Total	Percentage	Avg Salary Range	Program	Total	Percentage	Avg Salary Range
Asian Studies	12	4%	\$35,000-\$45,000	Int'l Trade & Investment Policy	15	6%	\$43,000-\$53,000
European & Eurasian Studies	12	4%	\$38,000-\$48,000	Latin Amer. & Hem. Studies	10	3%	\$40,000-\$50,000
International Affairs	109	45%	\$41,000-\$51,000	International Science & Technology Policy	12	4%	\$56,000-\$66,000
Int'l Development Studies	30	12%	\$38,000-\$48,000	Security Policy Studies	46	18%	\$47,000-\$57,000
International Policy & Practice (MIPP)	13	5%	\$46,000-\$56,000				
Program Employment Data	Total	Percentage	Avg Salary Range	Program Employment Data	Total	Percentage	Average Salary Range
Asian Studies	12			Int'l Development	30		
Non-Profit	3	25%	\$20,000-\$30,000	Non-Profit	13	43%	\$35,000-\$45,000
Private	3	25%	\$43,000-\$53,000	Private	6	20%	\$28,000-\$38,000
Public	2	17%	\$40,000-\$50,000	Public	5	17%	\$40,000-\$50,000
Further Education	2	17%	N/A	Further Education	1	3%	N/A
Considering/Currently Looking	2	17%	N/A	Considering/Currently Looking	5	17%	N/A
European & Eurasian Studies	12	Percentage	Avg Salary Range	Int'l Trade & Investment	15	Percentage	Average Salary Range
Non-Profit	0	0%	N/A	Non-Profit	0	0%	N/A
Private	6	50%	\$40,000-\$50,000	Private	5	33%	\$45,000-\$55,000
Public	4	34%	\$33,000-\$43,000	Public	4	27%	\$40,000-\$50,000
Further Education	1	8%	N/A	Further Education	4	27%	N/A
Considering/Currently Looking	1	8%	N/A	Considering/Currently Looking	2	13%	N/A
International Affairs	109	Percentage	Avg Salary Range	Latin Amer. & Hem. Studies	10	Percentage	Average Salary Range
Non-Profit	25	23%	\$36,000-\$46,000	Non-Profit	5	50%	\$30,000-\$40,000
Private	30	28%	\$44,000-\$54,000	Private	3	30%	\$50,000-\$60,000
Public	41	38%	\$42,000-\$52,000	Public	1	10%	\$50,000-\$60,000
Further Education	4	4%	N/A	Further Education	1	10%	N/A
Considering/Currently Looking	9	7%	N/A	Considering/Currently Looking	0	0%	N/A
International Science & Technology Policy	12	Percentage	Avg Salary Range	International Policy & Practice	13	Percentage	Avg Salary Range
Non-Profit	4	33%	\$40,000-\$50,000	Non-Profit	1	8%	\$30,000-\$40,000
Private	4	33%	\$67,000-\$77,000	Private	1	8%	Not Reported
Public	2	18%	\$55,000-\$65,000	Public	10	76%	\$50,000-\$60,000
Further Education	1	8%	N/A	Further Education	0	0%	N/A
Considering/Currently Looking	1	8%	N/A	Retired	0	0%	N/A
Security Policy Studies	46	Percentage	Avg Salary Range	Considering/Currently Looking	1	8%	N/A
Non-Profit	6	14%	\$28,000-\$38,000				
Private	19	41%	\$49,000-\$59,000				
Public	19	41%	\$51,000-\$61,000				
Further Education	0	0%	N/A				
Considering/Currently Looking	2	4%	N/A				

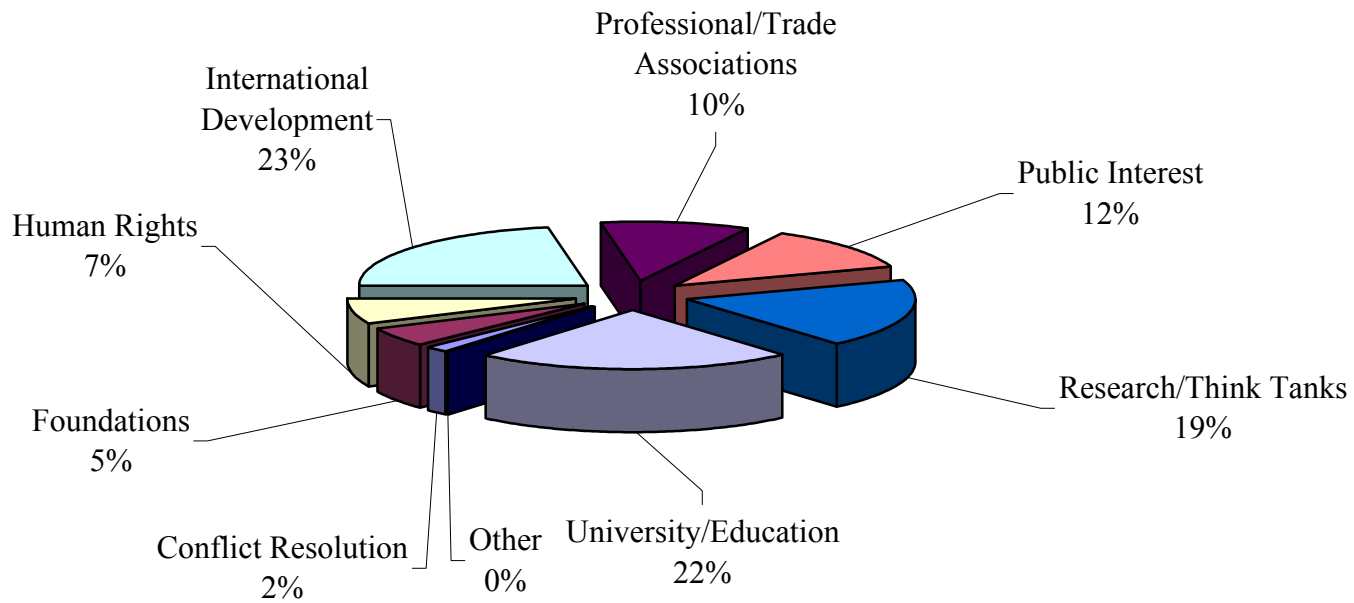
Employment Status Information (94% Reporting)



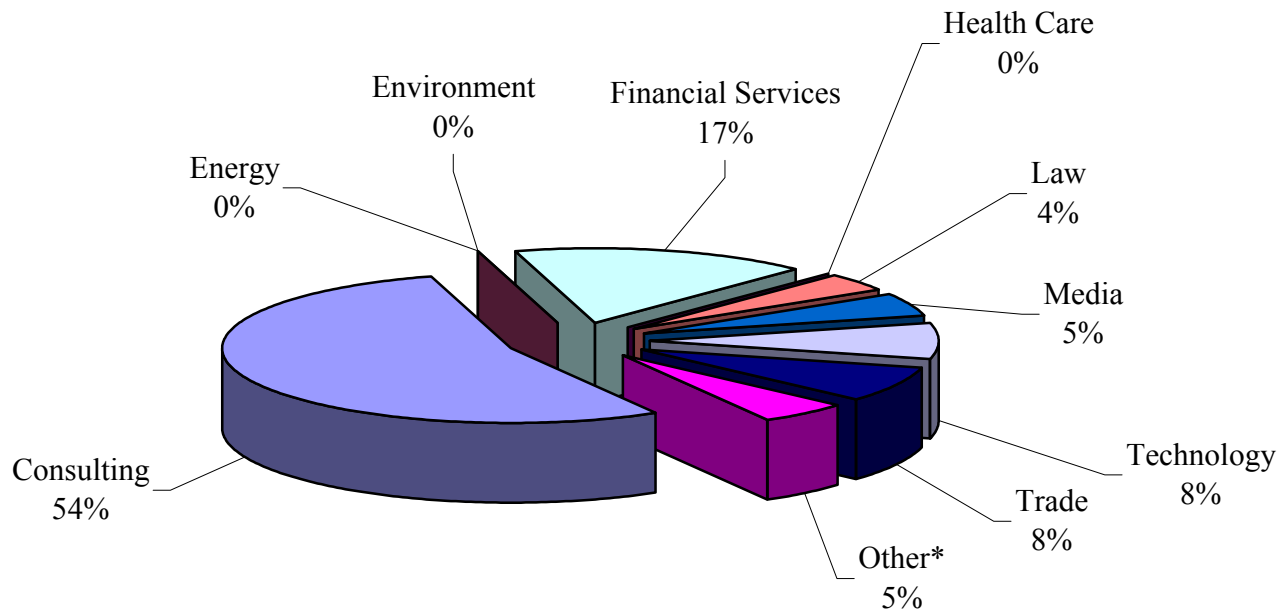
Employment By Sector



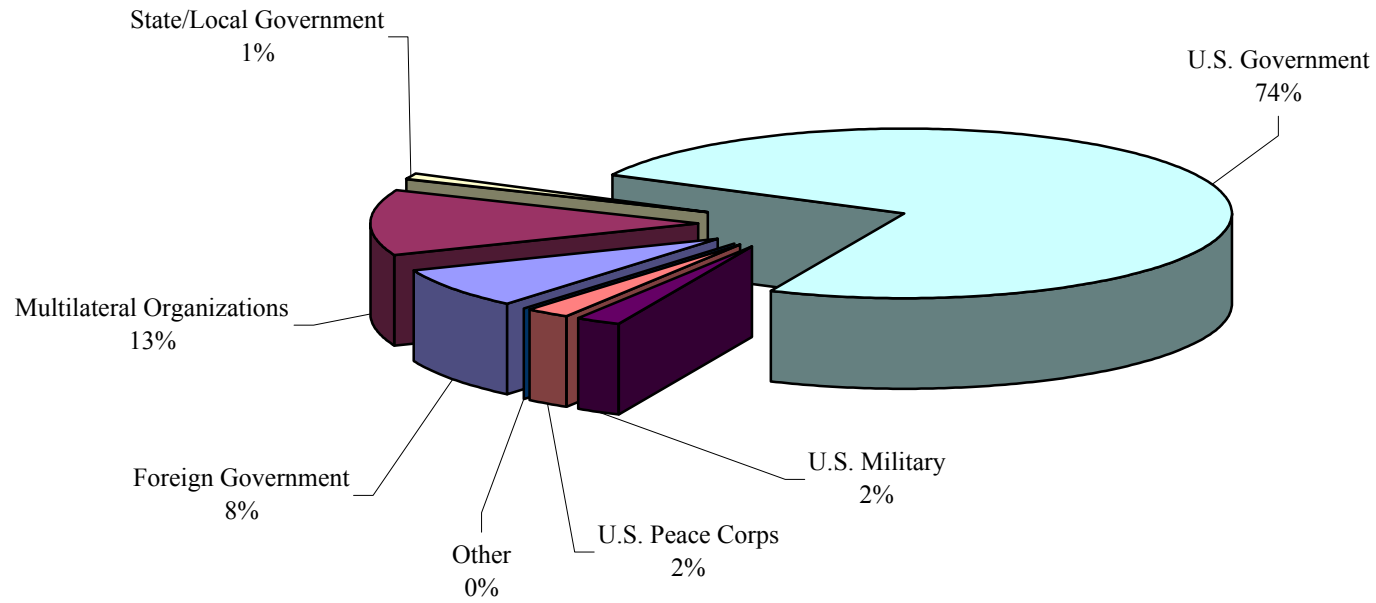
Nonprofit Sector Detail



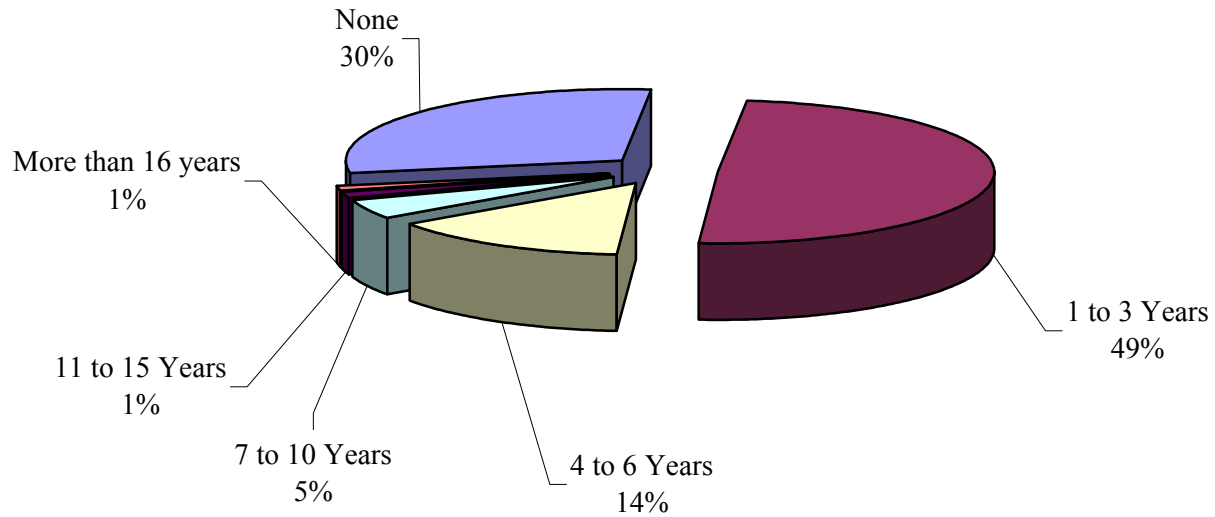
Private Sector Detail



Public Sector Detail



Years of Work Experience Prior to School

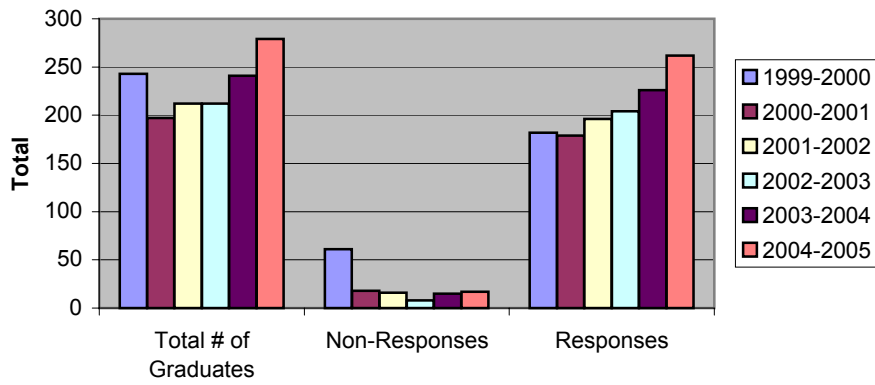


Comparative Analysis of Data over Time in Select Categories

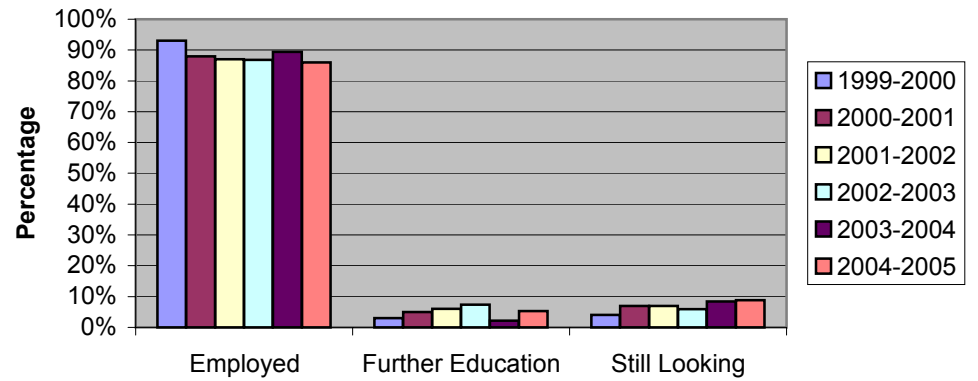
	1999-2000			2000-2001			2001-2002		
Graduation Totals	# of Grads	Percentage		# of Grads	Percentage		# of Grads	Percentage	
Total # of Graduates	243	100%		197	100%		212	100%	
Non-Responses	61	25%		18	9%		16	7%	
Responses	182	75%		179	91%		196	93%	
Employment Totals	# of Responses	Percentage		# of Responses	Percentage		# of Responses	Percentage	
Employed	170	93%		158	88%		171	87%	
Further Education	5	3%		8	5%		11	6%	
Still Looking	7	4%		13	7%		13	7%	
Employment by Sector	# of Grads	Percentage	Avg. Salary	# of Grads	Percentage	Avg. Salary	# of Grads	Percentage	Avg. Salary
Non-Profit	29	16%	\$31,400-\$40,400	41	26%	\$32,900-\$41,900	38	22%	\$31,000-\$41,000
Private	67	37%	\$46,300-\$55,300	50	32%	\$47,100-\$56,100	35	20%	\$38,000-\$48,000
Public	74	40%	\$36,700-\$45,700	67	42%	\$39,200-\$48,200	84	49%	\$40,000-\$50,000
Not Specified	0	0%	N/A	0	0%	N/A	15	9%	Unknown
Years of Experience	# of Grads	Percentage		# of Grads	Percentage		# of Grads	Percentage	
None	21	27%		61	39%		43	27%	
1 to 3 Years	31	40%		66	40%		75	48%	
4 to 6 Years	14	18%		19	11%		19	12%	
7 to 10 Years	11	14%		8	5%		11	7%	
11 to 15 Years	0	0%		7	5%		10	6%	
More than 16 years	1	1%		0	0%		0	0%	

	2002-2003			2003-2004			2004-2005		
Graduation Totals	# of Grads	Percentage		# of Grads	Percentage		# of Grads	Percentage	
Total # of Graduates	212	100%		241	100%		279	100%	
Non-Responses	8	4%		15	6%		17	6%	
Responses	204	96%		226	94%		262	94%	
Employment Totals	# of Responses	Percentage		# of Responses	Percentage		# of Responses	Percentage	
Employed	177	87%		202	89%		225	86%	
Further Education	15	7%		5	2%		14	5%	
Still Looking	12	6%		19	8%		23	9%	
Employment by Sector	# of Grads	Percentage	Avg. Salary	# of Grads	Percentage	Avg. Salary	# of Grads	Percentage	Avg. Salary
Non-Profit	58	33%	\$32,000-\$42,000	53	26%	\$37,000-\$47,000	58	26%	\$35,000-\$45,000
Private	45	25%	\$44,000-\$54,000	52	26%	\$51,000-\$60,000	78	35%	\$45,000-\$55,000
Public	74	42%	\$38,000-\$48,000	97	48%	\$43,000-\$53,000	89	40%	\$45,000-\$55,000
Not Specified	0	0%	N/A	0	0%	N/A	0	0%	N/A
Years of Experience	# of Grads	Percentage		# of Grads	Percentage		# of Grads	Percentage	
None	56	32%		57	27%		71	30%	
1 to 3 Years	86	49%		103	49%		119	49%	
4 to 6 Years	22	13%		29	14%		34	14%	
7 to 10 Years	8	5%		12	6%		11	5%	
11 to 15 Years	4	2%		4	2%		3	1%	
More than 16 years	1	1%		5	2%		3	1%	

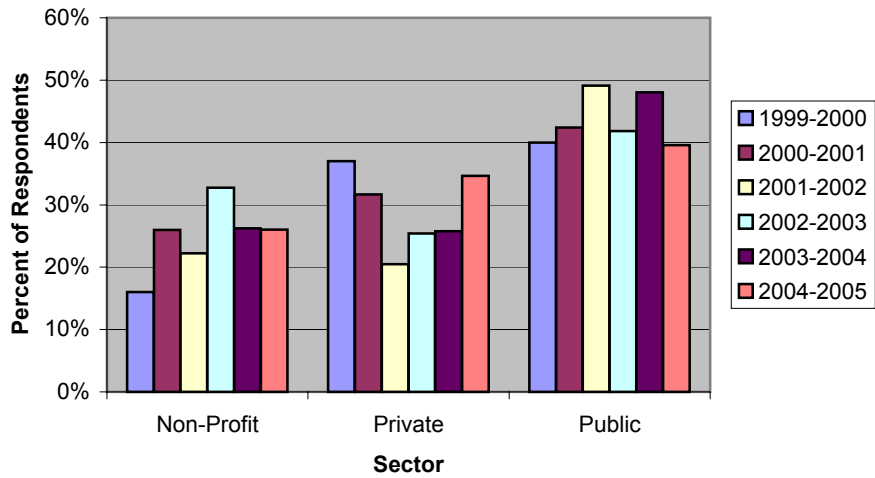
Response Rate Over time



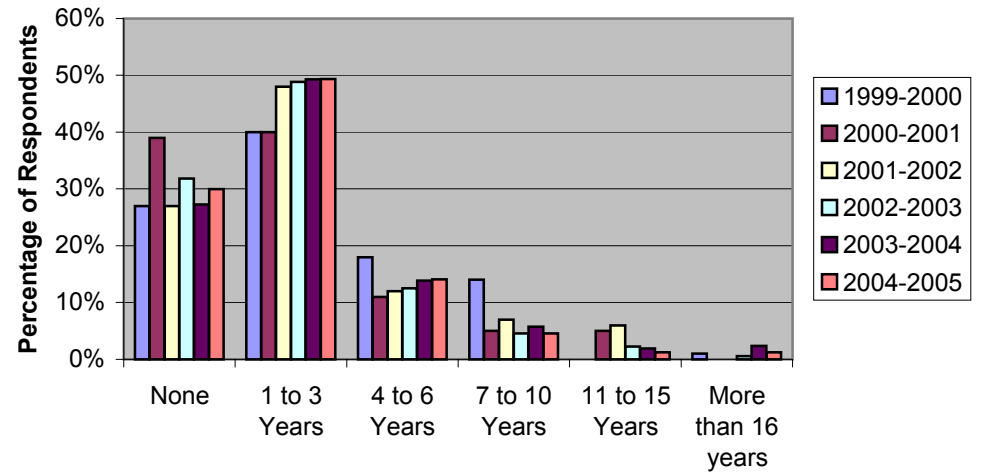
Employment Totals



Employment by Sector



Years of Experience



Elliott School of International Affairs
Organizations Where December 2004-August 2005 Graduates Work

Asian Studies	International Affairs (Cont.)	International Affairs (Cont.)
Battelle Memorial (DOE) CENTRA Technologies Institute for International Economics (IIE) Management Dynamics, Inc. TDK Electronics Corp. The Asia Foundation The George Washington University U.S. Department of Defense	Government Accountability Office (GAO) Information Systems Security Association (ISSA) Inter-American Development Bank (IADB) International Crisis Group International Media Corps (UK) International Medical Corps International Organization for Migration (IOM) International Technology and Trade Associates, Inc Inter-religious Council of Central New York Loreal MacFadden Ministry of State, Greece MITRE Corp. National Conference of State Legislatures (NCSL) National Democratic Institute (NDI) National Endowment for Democracy (NED) Near East South Asia Center for Strategic Studies New Jersey Office of Counter-Terrorism Office of U.S. Senator Evan Bayh Peace Corps PriceWaterhouseCoopers Pro-telligent Scientific Applications International Corporation (SAIC) The Brookings Institution The Eurasia Foundation The George Washington University (2) The International Center in New York The Nixon Center The Nixon Foundation The World Bank Group (2) U.S. Agency for International Development (USAID) U.S. Air Force U.S. Department of Commerce (2) U.S. Department of Defense (3) U.S. Department of Energy U.S. Department of Homeland Security (2) U.S. Department of Justice U.S. Department of State (12) U.S. Energy Association U.S. Federal Trade Commission U.S.-CREST U.S.-Ukraine Foundation	VUB Bank Walt Disney Company WAMU, 88.5 FM, American University Radio WineAmerica YetiSnacks International Development Studies Academy for Educational Development (AED) ACDI/VOCA CARE USA Chemonics International (2) Christian Children's Fund (CCF) Center for International Private Enterprise (CIPE) Democracy Data & Communication International Food Policy Research Institute (IFPRI) iJet Intelligent Risk Systems IRS -- Real Estate and Facilities Management Medical Care Development International Overseas Private Investment Corporation (OPIC) Pan-American Health Organization (PAHO) Peace Corps QED Group, LLC Stanford University Teach for America The George Washington University (2) The World Bank Group U.S. Agency for International Development (USAID) Woodrow Wilson International Center for Scholars International Science and Technology Policy AMTI Institute for Alternative Futures Lockheed Martin Monster Government Solutions National Aeronautics and Space Administration (NASA) National Academies National Nuclear Security Administration (NNSA) Nissan North America, Inc. The RAND Corporation Woodrow Wilson International Center for Scholars
European & Eurasian Studies Alfa Fellowship ARD, Inc. Deloitte Consulting IBM Strategic Research Institute U.S. Air Force U.S. Department of State		
International Affairs American Councils for International Education Association of Farmworker Opportunity Programs BearingPoint, Inc. Booz Allen Hamilton Broadcasting Board of Governors Cascadia Consulting Center for Strategic and International Studies (CSIS) Central Intelligence Agency (CIA) CNN Committee on the Abraham Lincoln Study Abroad Fellowship Program Congressional Youth Leadership Council Delphos International, Ltd. Discovery Communications LLC DLA Piper Rudnick Gray Cary US LLP Dorst MediaWorks DTI Associates EADS North American Defense Company EDS Embassy of Egypt Emerging Markets Group, Ltd. Federal Bureau of Investigation (FBI) (2) Freddie Mac FXB		

International Trade & Investment Policy

Capitol One Financial
Global Recovery Group
Government Accountability Office (GAO)
International Trade Administration
Maxiswitch, Inc.
RER Resources
Taylor-DeJongh
The World Bank Group
U.S. Department of State

Latin American and Hemispheric Studies

Cassidy Tankerd
Fitch Ratings
Mizuho Corporate Bank, Ltd.
National Democratic Institute (NDI)
Northern Virginia Area Health Education Center
Pact, Inc.
The George Washington University
U.S. Department of State
U.S. Hispanic Chamber of Commerce

Security Policy Studies

Association of Trial Lawyers of America (ATLA)
BAE Systems
Bank-Fund Staff Federal Credit Union (BFSFCU)
Booz Allen Hamilton (4)
CACI International, Inc.
Central Intelligence Agency (CIA)

Security Policy Studies (Cont.)

Chemonics International
Defense Intelligence Agency (DIA) (2)
Defense Threat Reduction Agency (DTRA)
EADS North America
Federal Bureau of Investigation (FBI)
Global Strategies Group
Greater Manchester Centre for Voluntary Organizations
Huesman Jones and Miles, LLC
Isocore
Javes Inermotion Group
JTA, Inc.
National Defense University (NDU) (2)
Office of Naval Intelligence
Pan American Health Organization (PAHO)
Raytheon, Inc.
Science Applications International Corp (SAIC)
SRA/Touchstone Consulting Group
The Corporate Executive Board
The Elliott School of International Affairs
Third Way
U.S. Army
U.S. Department of Agriculture
U.S. Department of Defense (2)
U.S. Department of Homeland Security
U.S. Department of State (2)
U.S. Department of Transportation
U.S. Navy
University of Mary Washington

Master of International Policy

and Practice (MIPP)
Defense Threat Reduction Agency (DTRA)
GMMB
Mansfield Foundation
Ministry of Foreign Affairs, Macedonia
Ministry of Foreign Affairs, Viet Nam
Ministry of Foreign Affairs, China (2)
Ministry of Foreign Affairs, Republic of Korea
Pan American Health Organization (PAHO)
The World Bank
U.S. Department of State
U.S. Marine Corps

Master of International Studies (MIS)

Inter-American Development Bank (IADB)
Taylor-DeJongh
Wisconsin Project on Nuclear Arms Control

Years of Work Experience Prior to Attending the Elliott School

Total that answered this question

241

Experience		Number	%	Avg. Salary
None		71	29%	
Employed		63	88%	\$38,000-\$49,000
Further Ed		4	6%	N/A
Still looking		4	6%	N/A
1-3 years		119	49%	
Employed		100	84%	\$41,000-\$51,000
Further Ed		7	6%	N/A
Still looking		12	10%	N/A
4-6 Years		34	14%	
Employed		30	88%	\$48,000-\$58,000
Further Ed		1	3%	N/A
Still looking		3	9%	N/A

Experience		Number	%	Avg. Salary
7-10 Years		11	4%	
Employed		8	73%	\$50,000-\$60,000
Further Ed		0	0%	N/A
Still looking		3	27%	N/A
11-15 Years		3	1%	
Employed		3	100%	\$50,000-\$60,000
Further Ed		0	0%	N/A
Still looking		0	0%	N/A
More than 16 Years		3	1%	
Employed		3	100%	\$53,000-\$63,000
Retired		0	0%	N/A
Still looking		0	0%	N/A