



Banner 7 Crosswalk Documentation

Banner has been given a facelift. Version 7 has a newly designed interface with improvements including:

- Tabbed Form Viewing
- Forms with equal left and right margins
- F5 keystroke as an alternative to Direct Access
- F2 Display of other tabbed windows on form
- New Toolbar Icons
- Right Mouse Click Menu
- Calendar icon for date fields

Please use the following documentation to help bridge your transition from Banner 6 to 7.

Enhanced User Interface

Many changes were made in Banner 7 to improve the readability and usability of forms.

Banner 7 windows are easier to read:

- All text uses the Verdana font.
- Disabled text is now black (the same as regular text), making it easier to read.
- Banner 7 forms now have equal left and right margins.

Menus and forms have been changed to be more streamlined, modern, and easier to use:

Main Menu Changes

A subtle change is that the 'Go' box has been renamed to the 'Go To' box. In addition, when your cursor is in the 'Go To' box, you can now either type a form name in or use the Up and Down Arrow keys to scroll through the forms already accessed in this session. Select the form in the 'Go To' box by pressing the Enter key.

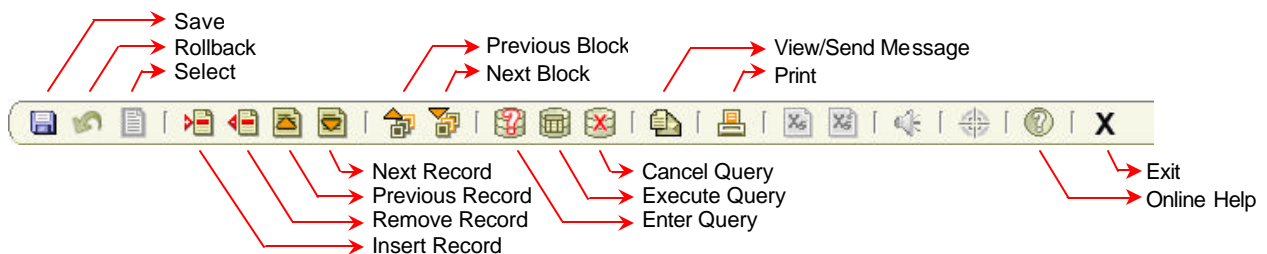
F5 Keystroke Added As Alternative to Direct Access

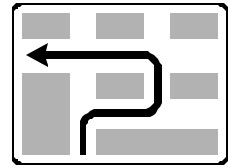
Navigation between forms was also improved. You can now press the F5 key to navigate to any form without leaving the form you are in. This will add a line at the top of the form with a 'Go To' box at the left end of the line. This box navigates just as it does in the Main Menu. The new line added to the form will remain until you close the form. You can still navigate to any form by clicking on 'File / Direct Access' or by choosing a previously accessed form from the list at the bottom of the 'File' menu selection.

Banner 7 Toolbar

The toolbar in the main menu is the same as in the forms, and it activates/deactivates buttons and menu selections as appropriate for the location. This results in bringing back the double click on the 'Exit' button issue from earlier versions – it will first close the form, and then attempt to close Banner when you have opened the form from the main menu. An interrupt window will ask if you are intentionally closing Banner.

Banner 7 has a different layout of icons on the toolbar. Most icons have changed their picture, some icons have been moved for better grouping, some icons have been removed, and some icons are new. OSU does not have any control of the toolbar organization or content, so some of the icons are inactive, since they are not supported in our application at this time.





Right Mouse Click Menu (for Options)

The right mouse button now provides added functionality in Banner 7. The Options menu can now be accessed by right-clicking on a form from anywhere on the blank canvas (not from a field) to see any form-specific options, both within the form (moving to other blocks) or opening up a new form. Additional right click menu items are Rollback, Save, Exit, Print, and Add to Personal Menu (meaning you can add any form to your 'My Banner' from within that form).



In order to see the form added to your personal menu through the options window, you must first refresh the menu by returning to the Banner Main Menu and clicking the Menu link in the upper right corner.

Tabbed Forms and F2 Navigation

Most Banner forms now have a tabbed interface rather than the traditional Banner window appearance. Tabs are used to arrange information in a meaningful way, and allow you to navigate easily between groups, or blocks, of information. Tab titles reflect the contents of a particular window or grouping of information. Control-Tab and Control-Shift-Tab has been added to the Control-Page Down and Control-Page Up navigation in Banner 6.

Use either of the following to navigate within tabbed forms:

- Control-Tab or Control-Page Down to move forward through tabs in a form, and Control-Shift-Tab or Control-Page Up to move backward through tabs in a form.
- The List Tab Pages key (F2) displays a list of other tabbed windows on the form. Use the mouse or the Up and Down arrow keys to select a different tab, and the Enter key to select that tab. For forms that have tabs within a tabbed window, navigation is based on the location of the cursor when List Tab Pages (F2) is selected.



For tabbed forms that contain windows of parent/child information, the main tab appears in the top row. The dependent information appears on tabs lower on the window and below the top-level tab to which the information is related.


Search Icon Added to Validation Table Fields





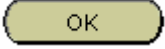
Validation Table fields have a blue field name to indicate that the field had a List of Values (LOV) associated to it. Now, both Validation Table fields and data enterable fields that are searchable have the Banner 7 Search icon next to them. The validation table field names still appear in blue.

Calendar Icon Added to Data Entry Date Fields

A new calendar icon has been added to any date fields that are data-enterable. Formerly, you could double-click inside the date field (which you can still do) but now it is more obvious that you can select a date from a calendar and have it drop into the Date field.

Calendar Icon Added To Data Entry Date Fields

A new calendar icon () has been added to date fields. Formerly, you could double-click inside the date field (which you can still do) but now it is more obvious that you can select a date from a calendar to populate the Date field.

-  and  move to the calendar one year back or forward.
-  and  move to the calendar one month back or forward.
- Simply select the desired date from the calendar and then click .



Toolbar Changes

Toolbar Icons Have New Pictures and Location

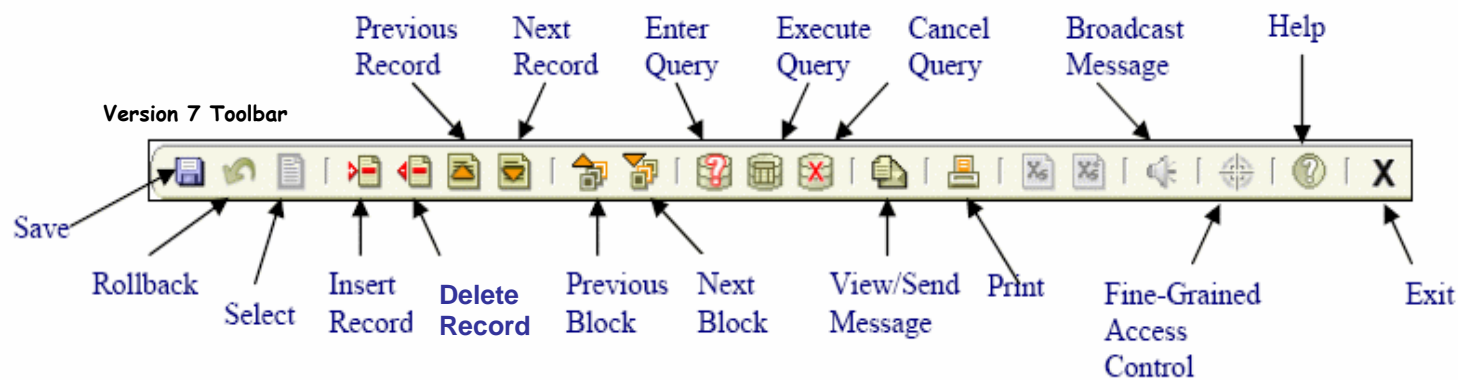
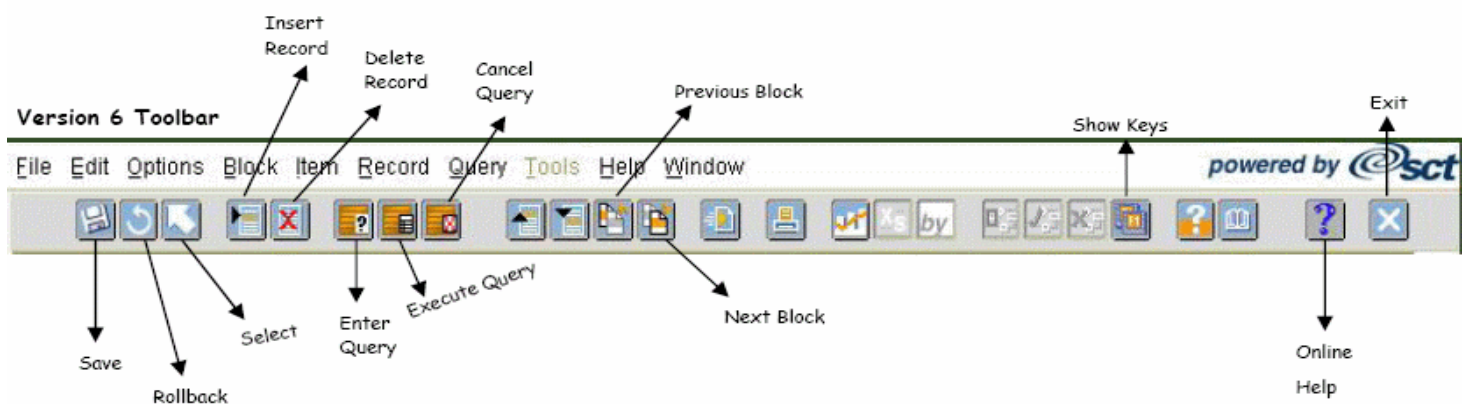
You'll see that the toolbar buttons have been redesigned in Banner 7. In addition, the Record/Block/Query buttons have been rearranged to make it easier to locate these items on the toolbar.

The Graph Information and Show Keys buttons have been removed from the toolbar.

The Banner Bookshelf button has also been removed from the toolbar.

New buttons have been added to the toolbar:

- The Broadcast Message button becomes enabled when new system-wide message(s) are available.
- The Fine-Grained Access Control Security button becomes enabled if there are any FGAC rules active for the user in the database.



Banner 7.0 Tabbed Forms

Acronym	Form Name	7.0 Changes
		The tabs on this form are as follows:
FTMAGCY	Agency Code Maintenance Form	Agency Information and Address.
FTMCUST	Customer Maintenance Form	Customer Information and Address.
FTMFMGR	Financial Manager Maintenance Form	Financial Manager Information and Address.
FRAGRNT	Grant Maintenance Form	Main, Grant Agency, Location, Cost Code, Personnel, Billing, and User Defined Data.
FOAIDEN*	Person (and Non-Person) Identification Form	Current Identification, Alternate Identification, Address, Telephone, Biographical, E-mail, and Emergency Contact.
FRAPROP	Proposal Maintenance Form	Main, Proposal Agency, Location, Cost Code, Personnel, and User Defined Data.
FPAPURR FWAPURR	Purchase Order Form Low Dollar Purchase Order Form	Document Information, Requestor/Delivery Information, Vendor Information, Commodity/Accounting, and Balancing/Completion.
FPAREQN	Requisition Form	Requestor/Delivery Information, Vendor Information, Commodity/Accounting, and Balancing/Completion.
FTMVEND	Vendor Maintenance Form	Vendor Maintenance, Additional Information, Vendor Types, Address, and Taxes Collected.
TFADETL	Account Detail Form	Charges/Payments, Deposits, Memos, and Comments. In addition, the horizontal scrolling canvas is replaced with the following tabs: Dates/Invoice, Feed/Cashier, and Cross Ref.
TFADETF	Foreign Currency Detail Form	Charges/Payments and Deposits. In addition, the horizontal scrolling canvas is replaced with the following tabs: Dates/Invoice, Feed/Cashier, and Cross Ref.
TSADETF	Foreign Currency Detail Form - Student	Charges/Payments and Deposits. In addition, the horizontal scrolling canvas is replaced with the following tabs: Dates/Invoice, Feed/Cashier, Cross Ref, and Tax.
TSADETL	Student Account Detail Form	Charges/Payments, Deposits, Memos, and Comments. In addition, the horizontal scrolling canvas is replaced with the following tabs: Dates/Invoice, Feed/Cashier, Cross Ref, and Tax.
RBAABUD	Applicant Budget Form	Applicant Budget and Mixed Enrollment.

Acronym	Form Name	7.0 Changes
		The tabs on this form are as follows:
RRAAREQ	Applicant Requirements	Applicant Requirements, Perkins MPN Detail, and Additional Requirements.
ROASTAT	Applicant Status Form	Applicant Status and Eligibility Status.
RPAAWRD	Award Maintenance Form	Award Maintenance, Fund Awards by Term, Disbursement Schedule, Summary, and Packaging Group.
RFRMGMT	Fund Management Form	Fund, Packaging, Disbursement, Disbursement Locks, Fund Comments, Budget, Detail Code Rules, Tracking, Messages, and Copy.
ROAINST	Institution Financial Aid Options Form	Options, Loan Options, Credit Hours, Exclude Course Levels, Defaults, Campus/EDE Defaults, and Web Processing Rules.
RNANAxX	Need Analysis Form	Demographic, Plans and Educational Background, Status, 2003 Income and Assets, and Information Release.
RNAPRxx	Need Analysis Processing Form	Biographic Data, 2003 Income and Benefits, 2003 Expenses, Assets, Expected Resources and Income, and Prior Year Income and Overrides.
RPAAPMT	Package Maintenance Form	Award Maintenance, Fund Awards by Term, Disbursement Schedule, Summary, and Packaging Group.
RNASLxx	Student Loan Data Form	NSLDS Summary, Perkins Loans and Pell Payment Data, Direct or FFEL Loan, and NSLDS Name History.
GOAMTCH	Common Matching Entry Form	This new form is part of the Common Matching enhancement that helps prevent the accidental creation of multiple PIDMs. The tabs on this form are as follows: Match and Potential Matches.
GORCMRL	Common Matching Rules Form	This new form is part of the Common Matching enhancement that helps prevent the accidental creation of multiple PIDMs. The tabs on this form are as follows: Matching Rules, Copy Rules To, and Matching Procedures.
GOAINTL	International Information Form	Visa, Passport, Certification of Eligibility, and Nationality.

Acronym	Form Name	7.0 Changes
		The tabs on this form are as follows:
GUAUPRF	General User Preference Maintenance Form	The pseudo-tabs on the 6.x version of GUAUPRF are replaced with standard Banner 7.0 tabs. The tabs on this form are as follows: Display Options (with the new User Interface Color Settings and the new Alert Options), Directory Options, Hyperlinks, and Menu Settings.
GOASEVS	SEVIS Information Form	Common Data, Student Data, Student - Additional Fields, Student - Employment Information, Exchange Visitor Data, Exchange Visitor Activity Site Data, and Dependent Data.
GOASEVR	SEVIS Transmittal History Form	Common Data, Address/Common Financial Data, Student Data, Student - Additional Data Fields, Student Employment Information, and Exchange Visitor Data.
GUASRVY	Survey Definitions Form	Survey Definition, Survey Questions, and Survey Roles.
GUISRVS	Survey Summary Query Form	Survey Summary, Survey Questions, and Survey Respondents.
NBAJOBS	Employee Jobs Form	General Job, Job Detail, Payroll Default, Deferred Pay, Miscellaneous, Excluded Deductions, Default Earnings, Work Schedule, and Job Labor Distribution. The scrolling canvases on the Default Earnings window and the Job Labor Distribution window are removed, allowing all fields to be seen in the window.
NBAPBUD	Position Budget Form	Position Budget, Salary Budgets, Fringe Benefit, Premium Earnings Totals, Labor Distributions, and Comments. The scrolling canvas on the Labor Distributions window is removed, allowing all fields to be seen in the window.
PHAADJT	Adjustment Processing Form	Adjustment Detail, Job Information, Document Information, and Comments. On the Document Information window, more fields are now available for viewing within the window's scrolling canvas. The scrolling canvas on the Job Information window is removed, allowing all fields to be seen in the window.
PAAAPOS	Applicant Entry by Requisition/Position Form	Applicant Information, Status Log, and Interview Log.
PAAAPPL	Applicant Information Form	Applicant Information, Applicant Status Log, and Applicant Interview Log.

Acronym	Form Name	7.0 Changes
		The tabs on this form are as follows:
NOAAPSM	Electronic Approval Summary Form	Transaction Information and Transaction Comments. The scrolling canvas on the Transaction Information window is modified, allowing more fields to be seen in the window.
NOAEPAF	Electronic Personnel Action Form	Transaction, Job Labor Distribution, Default Earnings, Routing, and Comments and Other Data. Additional rows are added to the Transaction window and the Routing window. The scrolling canvas on the Job Labor Distribution window is removed, allowing all fields to be seen in the window. Finally, the Comments and Other PAF Information windows are combined into one window, the Comments and Other Data window.
PDADEDN	Employee Benefit or Deduction Form	Deduction, Add or Replace and Arrears, Excluded Payroll ID, and Premium History.
PEAEMPL	Employee Form	General Employee, United States Regulatory, and Canadian Regulatory. Additionally, the Termination, Leave of Absence, and Hiring Location windows are eliminated, with the fields added to the General Employee window for easier accessibility. The Regulatory window is renamed to United States Regulatory, and the Other Regulatory window is renamed to Canadian Regulatory.
PEAGREV	Employee Relations Grievance Form	General, Participants, Resulting Actions, and Resolution.
PPAGENL	General Information Form	General Education, Examinations, Publications, Driver's License, Honors and Awards, and Transcript. Within the General Education tab, the blocks are renamed to more accurately represent the details: Institution, Diploma or Degree, and Area of Concentration.
PEAHSIN	Health and Safety Incident Form	Incident, Involved Persons or Parties, and Resolution and Follow Up. The scrolling canvas on the Involved Persons or Parties window is modified, allowing more fields to be seen in the window. The Cost Per Involved Party window is eliminated, with the fields added to the Involved Persons or Parties window. The Comments window is eliminated, with the fields added to the Resolution and Follow Up window.

Acronym	Form Name	7.0 Changes
		The tabs on this form are as follows:
PPAIDEN	Identification Form	Current Identification, Alternate Identification, Address, Biographical, and Emergency Contact. The Legal Name window and the ID/Name Maintenance Information window are eliminated, with the fields added to the Current Identification window. The Delivery Information window is removed, with the fields added to the Address window.
PPATELE	Telephone Form	Telephone. Because the information on this form is now called from a General library, it assumes the tab structure.
SAAADMS	Admissions Application Form	Application; Curricula; Fees, Mail Submission, Withdrawal Data; Checklist; Sources, Interests, Comments; and Contacts, Cohorts, Attributes. The Application window includes a curriculum summary. The Curricula window includes information from an object in a common library.
SAADCBT	Admissions Decision and Rating Batch Entry Form	Batch Entry and Assign Ratings.
SAADCRV	Admissions Decision Form	Decision Processing, High School Review, Prior College and Degree Review, and Test Score Review. The Decision Processing tab has subordinate tabs for Application Decision, Application Decision Letter, Decision Calculator, and Rating Review.
SOACURR	Curriculum Rules Form	Base Curriculum Rules, Majors and Departments, Rule-Based Concentrations, Minors, and Module Control.
SHADEGR	Degree and Other Formal Awards Form	Learner Outcome, Curricula, Dual Degree, Honors, Courses, Transfer Credits, Non Course Work, and Course Attributes. The Learner Outcome window includes a curriculum summary. The Curricula window includes information from an object in a common library.
SAAWADF	Electronic Applicant Web Default Rules Form	Default Curriculum, E-Mail and Credit Card Rules, Matching and QuickStart Rules, and Web Signature Letters.
SAAEAPS	Electronic Application Process Form	Electronic Applications, Verification Steps, Review Results, and Change PIN.

Acronym	Form Name	7.0 Changes
		The tabs on this form are as follows:
SPAIDEN	General Person Identification Form	Current Identification, Alternate Identification, Address, Telephone, Biographical, E-mail, and Emergency Contact. The standalone forms representing the Telephone, Biographical, E-mail and Emergency Contact tabs (i.e., SPATELE, SPAPERS, GOAEMAL, and SPAEMRG) also have tabs.
SGASTDN	General Student Form	Learner; Curricula; Activities; Veteran; Comments; Academic and Graduation Status, Dual Degree; and Miscellaneous. The Learner window includes a curriculum summary. The Curricula window includes information from an object in a common library.
SOAHSCH	High School Information Form	High School Details, High School Subjects, and High School Address.
SOAPCOL	Prior College Form	Prior College and Degree; Majors, Minors, Concentrations; and Prior College Address.
SAAQUIK	Quick Entry Form	Quick Admit and Addresses. The Quick Admit window includes a "lite" version of curriculum information to preserve all data entry on a single page. The Addresses window is shared with the SPAIDEN form.
SRAQUIK	Quick Recruit Form	Quick Recruit; Addresses; Interests, Sources, Contacts; and Default Options. The Quick Recruit window includes a "lite" version of curriculum information to preserve all data entry on a single page. The Addresses window is shared with the SPAIDEN form.
SRARECR	Recruit Prospect Information Form	Recruit; Curricula; Sources, Interests, Withdrawal; Contacts, Cohorts, Attributes; and Comments and Learned. The Recruit window includes a curriculum summary. The Curricula window includes information from an object in a common library.
SFAREGS	Student Course Registration Form	Registration, Student Term, Curricula, and Time Status. The Curricula window includes information from an object in a common library.

*Functionality that was previously handled by the Finance General Person Form (FOAPERS) and the Telephone - Finance Form (FOATELE) is now handled through the corresponding windows in FOAIDEN. For this reason, FOAPERS and FOATELE are obsolete with this release and are no longer supported by the Finance product.