

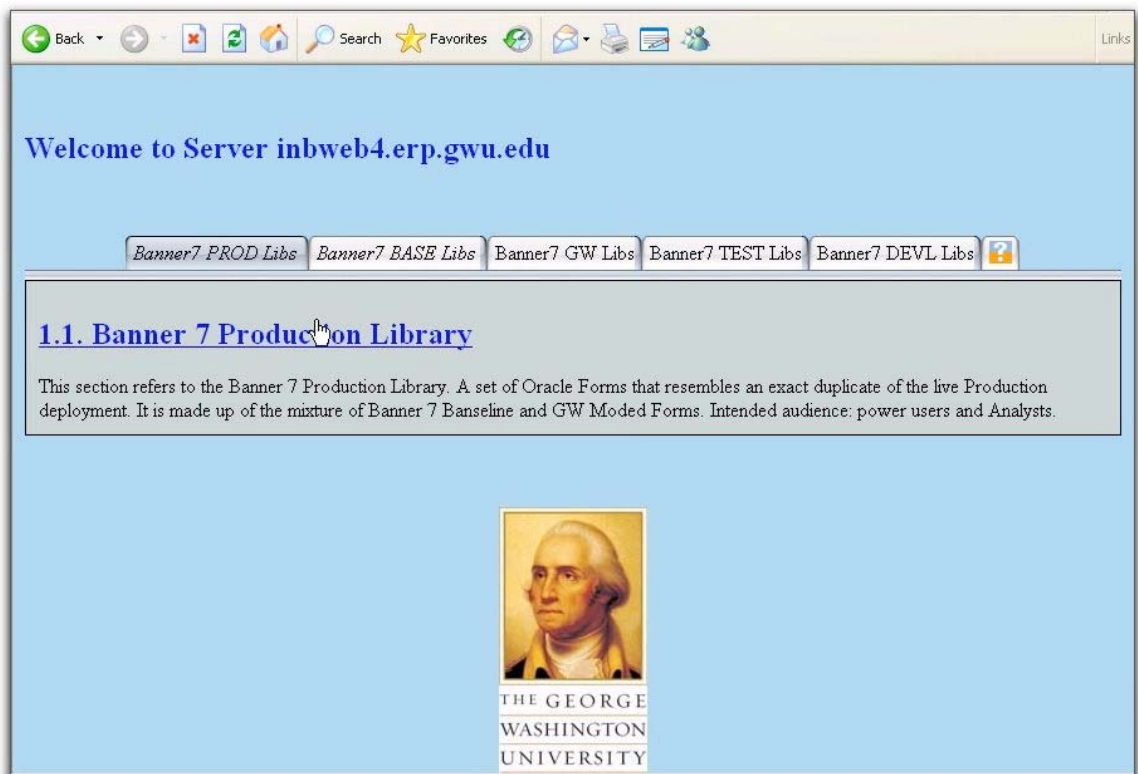
## Installing the JInitiator (1.3.1.23) for Banner 7

JInitiator is an add-on program that must be installed in order to use Banner 7 with your web browser.

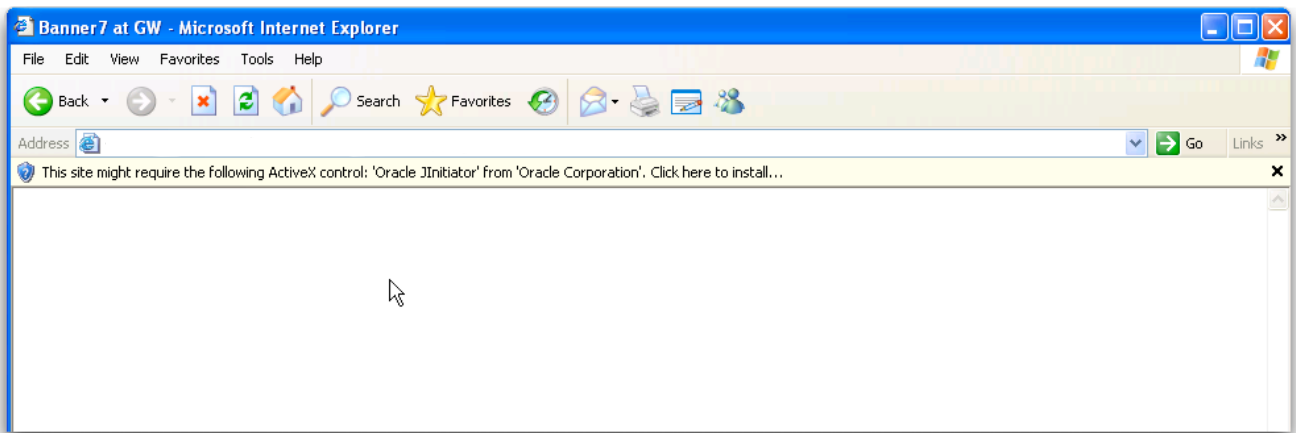
NOTE: If you are currently an EAS user, you shouldn't have to download the Banner 7 JInitiator, as they are the same version (1.3.1.23)

**Installing JInitiator once will allow it to work with any browser. However, please install the JInitiator using Internet Explorer; installation is much easier using IE.**

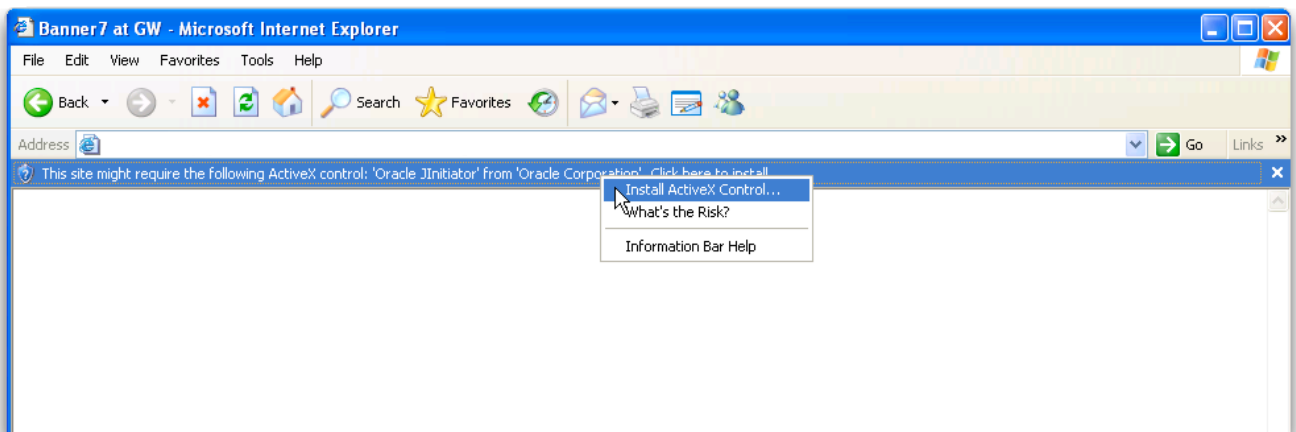
- 1) Open Internet Explorer and point to: <http://inbweb4.erp.gwu.edu:7777> you will see the following screen:



- 2) Click on "**Banner 7 PRODUCTION Library**"
- 3) You will see a screen similar to the one below after a few moments if you have Windows XP Service Pack 2 already installed:



- 4) Move your mouse over the yellow bar in the browser and click once. The bar will turn blue like the image here and a drop-down menu will appear with options:




- 5) Click "**Install ActiveX Control . . .**" from the drop-down menu.

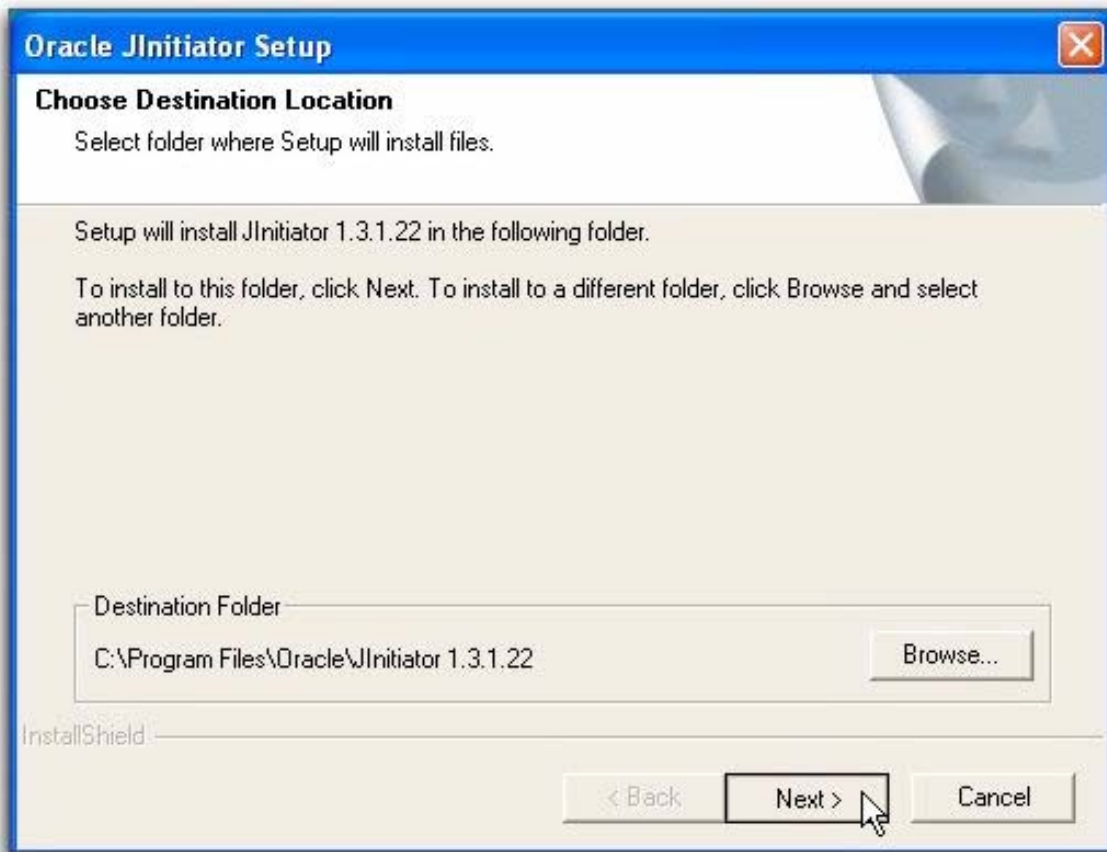
6) After a few seconds, you will see a screen similar to the one below:



7) Click "**Install**" You will see a screen similar to the one below for a moment:

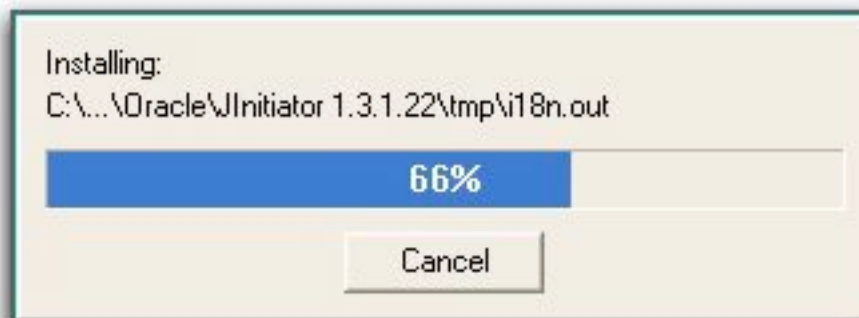


8) A dialog box will appear with a message like this one:

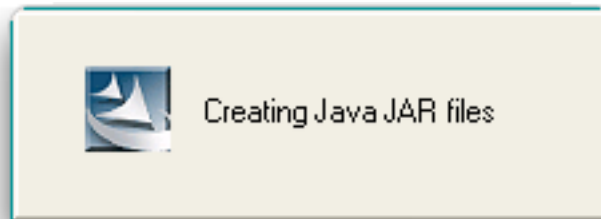


Press the **NEXT** button to begin the installation.

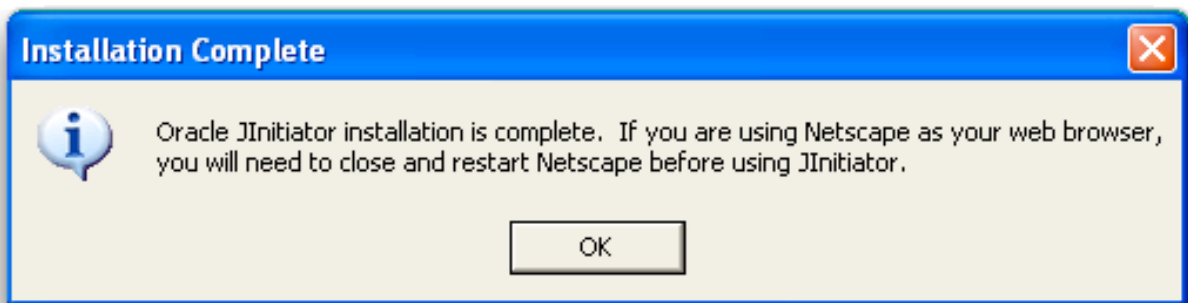
9) You'll see a progress bar like this one:



10) The following message will appear:



11) At the conclusion of the installation, you will see the below dialog box:



The installation of JInitiator is complete. You should now be able to connect to Banner 7. Test your connection by signing in using your Banner user ID and password.

## **FREQUENTLY ASKED QUESTIONS**

**Q:** During my installation, I get a blank white window that does not go away. Why is this?

**A:** Most likely, you do not have the proper rights to install programs on your computer. For PC users, you must have "Administrator" or "Power User" level access to install JInitiator. Call your Local Support Partner (LSP) or the ISS Help Desk (202-994-5530) for assistance.

---

**Q:** I already have JInitiator on my computer to run another application. Why do I have to install it again?

A: Different versions of JInitiator are required to run the Enterprise Accounting System (EAS) or the Time Reporting System (TRS). This JInitiator version is necessary to run Banner 7.

---

Q: Will the Banner 7 JInitiator conflict with the JInitiator(s) I have already installed on my computer?

A: No. You can have multiple versions of JInitiator installed on your computer at one time without experiencing any problems.

---

Q: I use a Macintosh. How do I install the JInitiator?

A: If you use OS X and access Banner 7 through Internet Explorer, you should not have to download the JInitiator. OS X has the latest Java applet pre-installed.

---

Q: What version of JInitiator is required?

A: JInitiator version 1.3.1.23 is required for Banner 7.

---

Q: I need assistance. Who do I call?

A: Call your Software Education & Training at 4-5207, option 1.