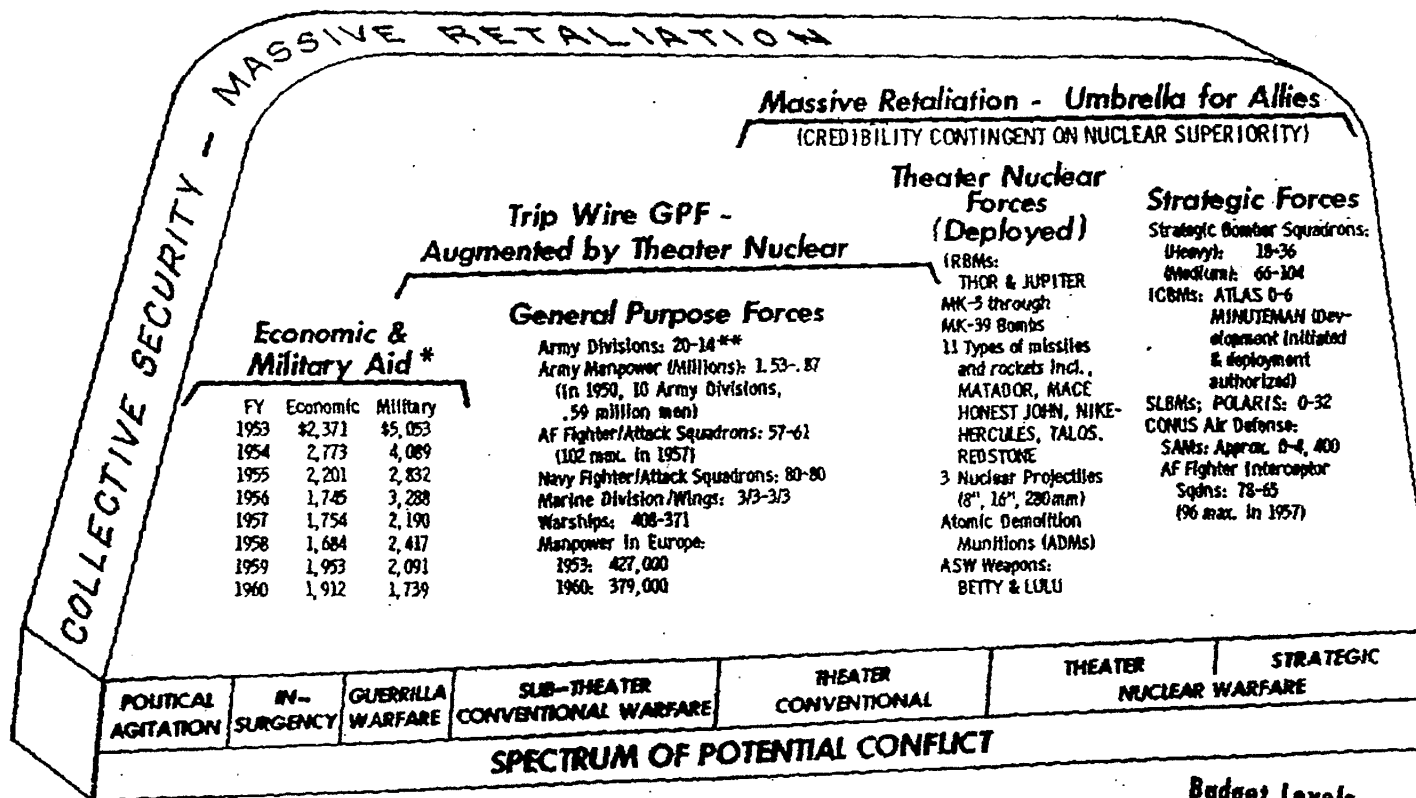


UNCLASSIFIED

SECRET  
11-9



UNCLASSIFIED  
SECRET

\* Deliveries, excluding Military Assistance, Service funded (Converted to constant dollars using same index as that for total DoD Budget).  
 \*\* Includes three training divisions that did not have a combat assignment.

**Total Active Forces**  
 3.6 Million (1953)  
 2.5 Million (1960)

**Budget Levels**  
 (Outlays for Mil. Functions & Mil. Assistance in Billions of 1964 Dollars):

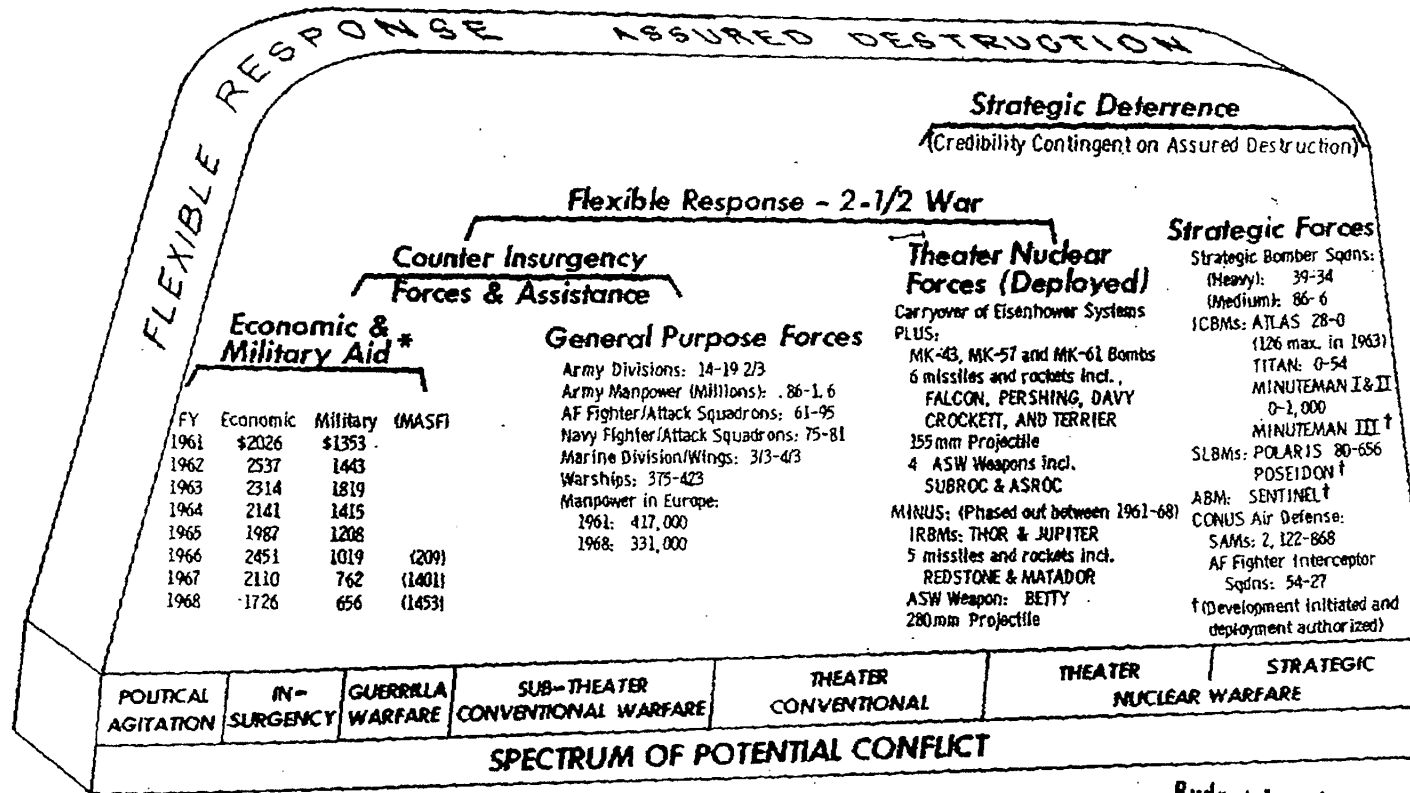
Year	1953	1957	1958	1959	1960
1953	\$60.7				
1954		56.3			
1955			46.6		
1956				44.7	
1957		\$45.5			
1958			\$45.8		
1959				\$46.7	
1960					\$46.1

Figure 11-1 (U). Eisenhower Strategy 1953-1960 (U)

UNCLASSIFIED

11-43

DECLASSIFIED AUG 15 2006  
 Authority: EO 12958, as amended  
 Chief, Declass Br, Dir. & Rec. WHS



UNCLASSIFIED

**Total Active Forces**

2.5 Million (1961)  
 2.7 Million (1964)  
 3.5 Million (1968)

**Budget Levels**

(Outlays for Mil. Functions & Mil. Assistance in Billions of Constant 1964 Dollars):

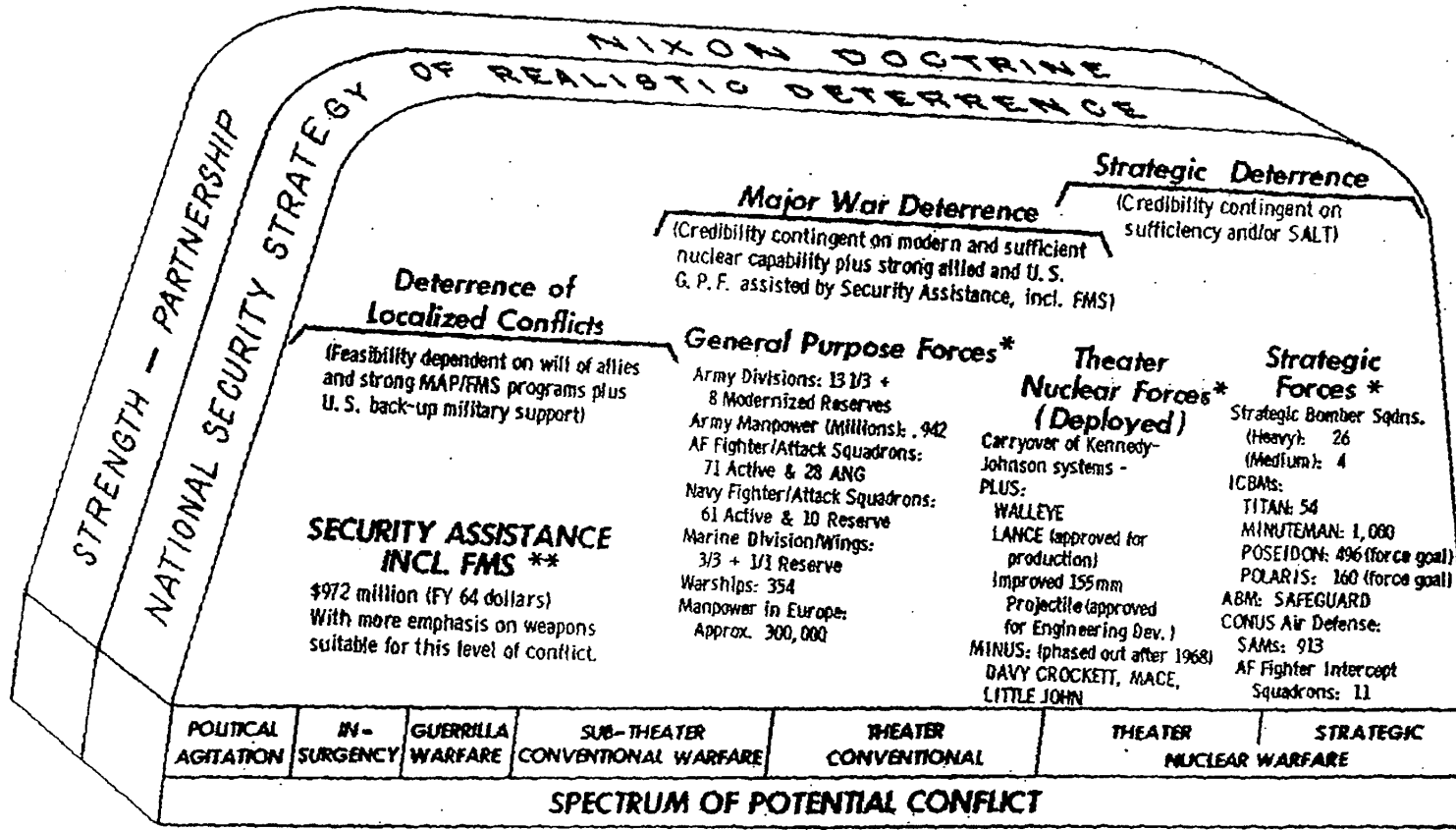
1961	\$46.5	1965	\$45.3
1962	50.3	1966	51.2
1963	51.0	1967	61.7
1964	50.8	1968	68.4

\* Deliveries, excluding Military Assistance, Service funded (Converted to constant dollars using same index as that for total DoD Budget).

Figure 11-4 (U). Kennedy-Johnson Strategy 1961-1968 (U)

~~SECRET~~  
 UNCLASSIFIED

11-64



~~SECRET~~  
 UNCLASSIFIED

\* FY 1972 Baseline Forces  
 \*\* FY 1972 Program

**Total Active Forces**

- 3.5 Million (1969)
- 3.1 Million (1970)
- 2.7 Million (1971)
- 2.5 Million (1972)

**Budget Levels**  
 (Outlays for Mil. Functions & Assistance in Billions of 1964 Dollars):

- 1969 \$65.4
- 1970 \$59.4
- 1971 \$53.2
- 1972 \$50.8

Figure 11-6 (U). Nixon Strategy for Peace (U)

DECLASSIFIED AUG 15 2006  
 Authority: EO 12958, as amended  
 Chief, Declass Br, Dir. & Rec. WHS